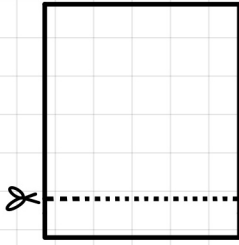
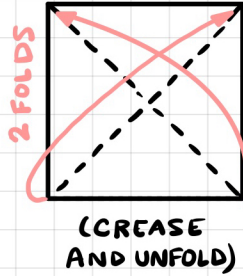


FOLD A FORTUNE TELLER

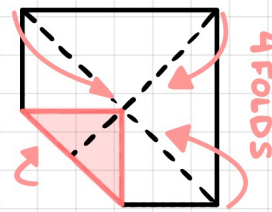
1 START WITH A SQUARE (OR MAKE ONE)



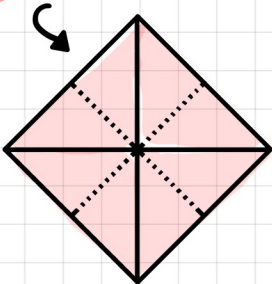
2 FOLD CORNER TO CORNER (EACH WAY)



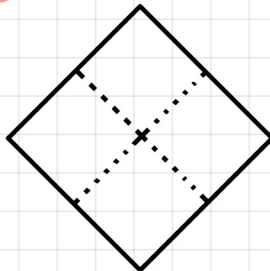
3 FOLD EACH CORNER TO THE CENTER



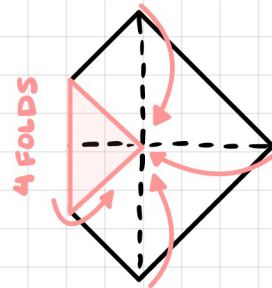
4 AFTER STEP 3



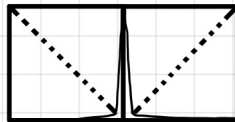
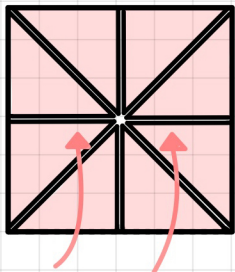
5 FLIP OVER



6 FOLD EACH CORNER TO THE CENTER



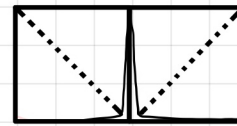
7 FOLD IN HALF



YOU COULD UNFOLD AND DECORATE NOW

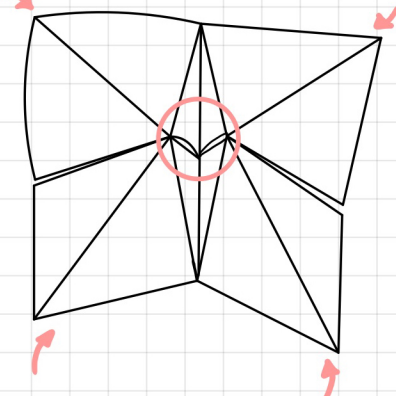
(OR DO IT AT THE END)

8 PUT THUMBS AND FOREFINGERS INTO THE FOUR "POCKETS"



(PLUS 2 ON OTHER SIDE)

9 PUSH FINGERS TO CENTER (SO THAT THE MIDDLE COMES TOGETHER IN A POINT)



10 USE GUIDE TO FILL IN/DECORATE

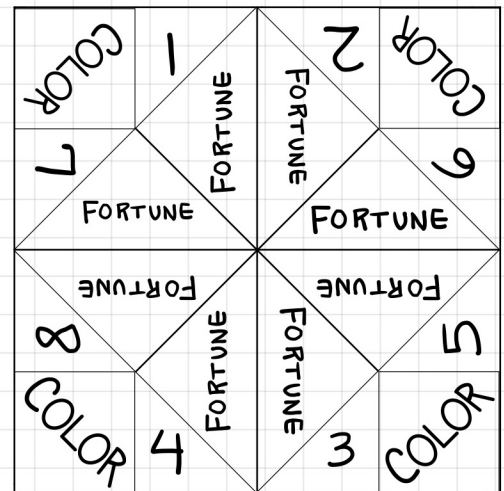
TRY:

- DIFFERENT NUMBERS
- FUN OR LONG COLORS
- AFFIRMATIONS OR QUOTES

11

WITH FINGERS IN POCKETS, OPEN AND CLOSE UP AND DOWN AND SIDE TO SIDE.

- 1 COUNT LETTERS OF SELECTED COLOR
- 2 COUNT SELECTED NUMBER
- 3 OPEN AND READ SELECTED FORTUNE



* EXPERIMENT WITH THE ORIENTATION OF NUMBERS

